


Trend Task: Zoo Trip

Approach: Station
 Focus: Finding information on a website
 Resources: Computer program on laptop computer, answer booklet

Year: 4 & 8

Questions / instructions:



Opening Hours ...

Wellington Zoo is open from 9.30am - 5.00pm every day, except Christmas Day.
 Please Note : Children under the age of 12 must have adult supervision for Zoo entry.

How to get here...

Wellington Zoo is located at 200 Daniell Street, Newtown, Wellington.

By car

- Just 10 minutes drive from the centre of the city, with free parking. View Street Map

By bus, Stagecoach services

- No.10 departs from the railway station via Cuba St.
- No.23 from Mairangi via Kelburn and Lambton Quay.
- For timetables contact Ridewell on 04 801 7000 or www.ridewell.co.nz

By tour

- Wellington Rover day pass, departing Wellington Visitor Information Centre at various times during the day, has a pick up and drop off service from the Zoo. See www.wellingtonrover.co.nz for more details.

Keeper Talks ...

Check out the daily Keeper/Guide talks starting at 10:00am each day. Make sure you look at the Zoo entrance board to see what time you can hear about your favourite animal!
 Or call 04 381 6755 and follow the prompts for a recorded message of daily talks.

Contact Us ...

Wellington Zoo
 200 Daniell Street
 Newtown
 Wellington
 New Zealand
 Ph 04 381 6755
 Fax 04 389 4577
 wellingtonzoo@wellingtonzoo.com

Facilities for the Disabled...

Parking

There is one designated disability car park located in the Newtown Park car park.

Toilets

Toilets with wheelchair accessibility are located in the front entrance foyer and near the Historic Elephant house in the middle of the Zoo.

Visitors with impaired mobility

Wheelchairs are available for hire, free of charge. Be aware the Zoo has a steep gradient in some places.

Visitors with impaired hearing

You can book a tour with our signing Zoo Keeper.
 For enquiries email: wellingtonzoo@wellingtonzoo.com
 or phone: 04 381 6755

If you have any questions or suggestions, please contact us email: wellingtonzoo@wellingtonzoo.com
 phone: 04 381 6755

This activity uses the computer.

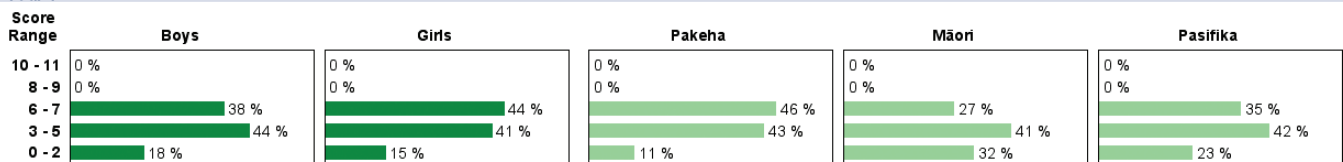
Click on the button that says **Zoo Trip**.
 [Note: The program was a simplified version of the Wellington Zoo website – www.wellingtonzoo.com. Information was correct at time of task development in 2005.]

	% response 2009 ('05)	
	year 4	year 8
1. What time does the zoo open? 9.30 (am)	91 (90)	97 (97)
2. Where in Wellington is the zoo? full address/instructions/ directions (200 Daniell St, Newtown) 200 Daniell Street some information (10-minute drive from the centre of the city)	47 (40) 17 (20) 14 (15)	75 (72) 7 (8) 8 (11)
3. When you are at the zoo, where do you go to find out the times for keeper talks? zoo entrance board	21 (19)	63 (62)
4. What is the zoo's phone number and email address? [04] 381 6755 wellingtonzoo@wellingtonzoo.com	83 (79) 68 (60)	93 (92) 90 (88)
YEAR 8 ONLY:		
5. Does the zoo provide any help for people who are in a wheelchair? yes		91 (93)
6. Explain your answer: Mentioned: wheelchairs free of charge special guided tours other special facilities for disabled		47 (39) 3 (9) 57 (52)
Total Score:	10-11	19 (16)
	8-9	52 (47)
	6-7	41 (30)
	3-5	20 (24)
	0-2	42 (52)
	0-2	6 (11)
	0-2	17 (18)
	0-2	4 (3)

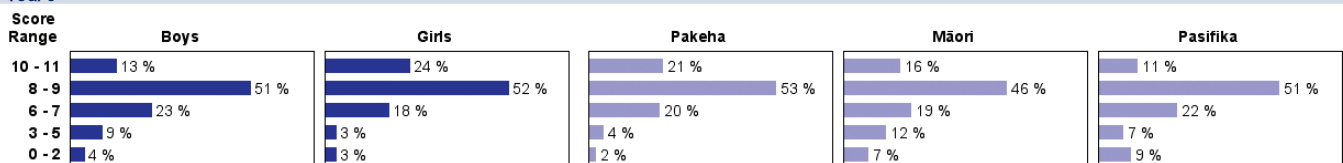
[Note: Maximum score of 7 for year 4]

Subgroup Analyses:

Year 4



Year 8



Commentary:

Most children at year 4 and year 8 were quite successful on this task involving finding information on the internet. Substantial growth is seen from 2005 to 2009. Girls performed a little better than boys at both years.