


Approach: Station
 Focus: Sorting and sequencing a process
 Resources: Video recording on laptop computer, set of 8 cards, answer booklet

Questions / instructions:

This activity uses the computer.

Click the button that says **Sushi**.
 [Video demonstrates sushi-making process; no voice-over; music only. Images on cards are stills taken from the video.]



1. Read the cards on making sushi.
2. Choose the **four** that you think show the **main** steps for **making** sushi.
3. Put the **four** cards in order so that they show how sushi is **made**.
4. Write the letter for each card in these boxes.

1st step	2nd step	3rd step	4th step

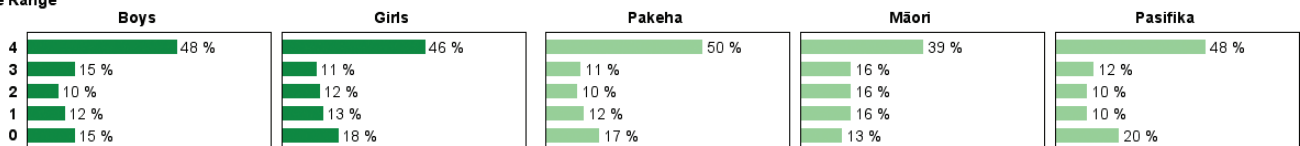
Step 1:	F	76 (78)	82 (84)
Step 2:	C	68 (76)	77 (76)
Step 3:	H	62 (66)	73 (72)
Step 4:	A	55 (57)	63 (68)
Total Score:		4 47 (51)	61 (62)
		3 13 (14)	10 (9)
		2 11 (11)	6 (9)
		1 13 (11)	9 (8)
		0 17 (13)	15 (13)

% response
2009 ('05)
year 4 year 8

Subgroup Analyses:

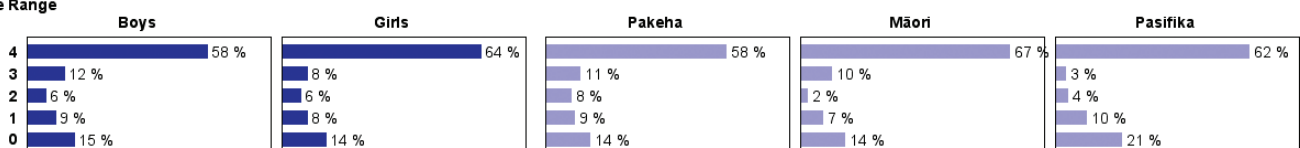
Year 4

Score Range



Year 8

Score Range



Commentary:

Students performed well on this task, with 60 to 70% of students getting three or four of the main points correct and properly sequenced. There was moderate growth from year 4 to year 8, and little change from the previous administration. Boys and girls performed similarly.