

Approach: Station

Focus: Understanding and following instructions

Year: 4 &amp; 8

Resources: Video recording on laptop computer, coloured pencils, answer sheet

## Questions / instructions:

This activity uses the computer.

The story on the video will tell you how to colour the cat on the white page. The cat is mainly white. While you are listening, colour the cat.

You will hear the story two times.

Click the **Colour Cat** button to hear the video.

## VIDEO VOICEOVER:

(Still image of cat on screen, same as on answer sheet.)


No-one could decide on this cat's name. Some of the family wanted to call him "Boots" because his two front paws are black. Dad wanted to call him "Tipsy" because the tip of his tail is black.

When he sits up straight you can see the pink inside of his ears. He also has a really cute pink nose. We nearly called him "Pinky" because of that.

His big green eyes stare and stare at you. They are as green as green and seem to almost glow in the dark. The green is only broken up by the black line down the middle that makes his pupil. My brother wanted to call him "Grass" because of his eyes, but I think that's a stupid name for a cat.

He has three whiskers on either side of his face. They are long and black and curl downwards. No-one wanted to call him "Whiskers" though.

Mum got him a red collar for Christmas. It has a big blue circle name tag on it. She has got his name written on it. It says "Snow" so I guess that's what we'll call him now.



## Colouring of cat included:

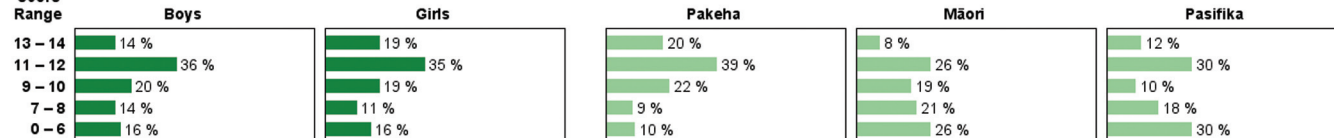
	% response 2006 ('02)	
	year 4	year 8
two front paws – black	40 (39)	79 (70)
tip of tail (not whole tail) – black	69 (81)	94 (95)
insides of ears – pink	93 (94)	97 (98)
nose – pink	94 (96)	99 (98)
eyes – green	96 (98)	99 (99)
pupil (black line down middle) – black	47 (54)	80 (80)
whiskers – three on either side	80 (86)	96 (93)
whiskers – black	86 (90)	95 (94)
whiskers – long (half the width of face and pass the edge of face)	30 (40)	49 (59)
whiskers – curl downwards	64 (75)	83 (89)
collar – red	77 (78)	93 (91)
name tag – circle	68 (65)	88 (83)
name tag – blue	66 (65)	89 (87)
name written on collar tag – Snow	64 (66)	85 (84)
<b>Total score:</b>		
13–14	16 (23)	58 (61)
11–12	35 (36)	29 (24)
9–10	20 (20)	8 (9)
7–8	13 (9)	3 (3)
0–6	16 (12)	3 (3)

## Subgroup Analyses:

## Year 4

## Score

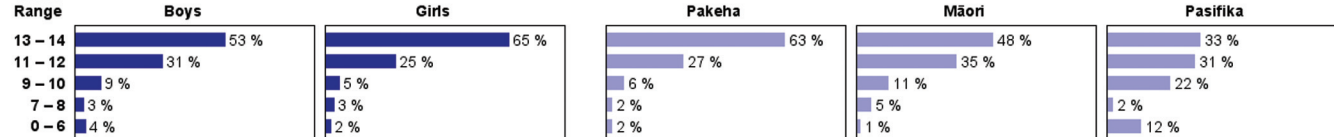
## Range



## Year 8

## Score

## Range



## Commentary:

Year 4 students were moderately successful with this task involving following instructions, while year 8 students performed quite well. Girls did slightly better than boys did, and Pakeha students did somewhat better than Māori and Pasifika students. There was little change between 2002 and 2006.