

He Taura Tukutuku — Grid Plans

Approach: One to one

Focus: Different views (plans) of a 3D object.

Resources: Model made with multilink cubes.

Questions/instructions:



In front of you is a model made with blocks.

On the grids below, draw the shape of each view.

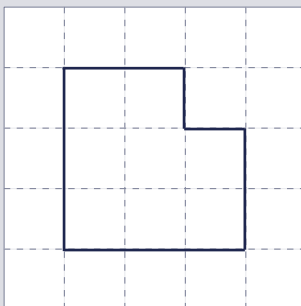
The first one has been done for you.

Kei mua i a koe tētahi taura i hangaia mā ētahi mataono.

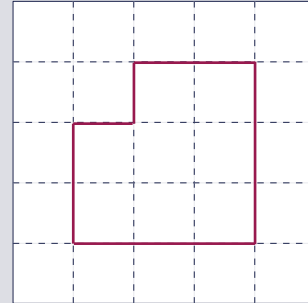
I ngā kauwhata kei raro nei, tāhia te āhua o ia tirohanga.

Kua oti te mea tuatahi.

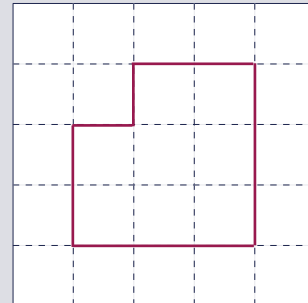
Back A muri



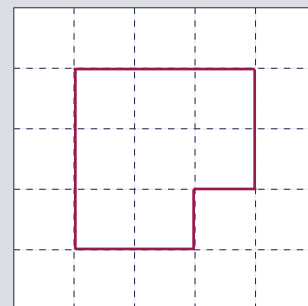
Front A mua



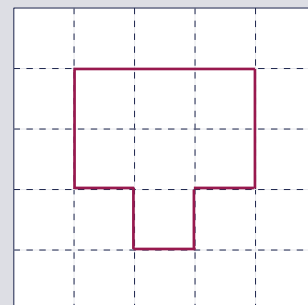
Right Taha matau



Left Taha mauī



Top A runga



% responses

GEd MI

63 41

64 43

51 7

68 25

Commentary

Māori students in general education (GEd) settings scored statistically significantly higher than students in Māori immersion (MI) settings.