

Approach: Independent

Focus: Drawing geometric figures

Resources: He ruri


Kupu:



Questions / instructions:

% response


1. Honoa ētahi ira hei whakaatu i tētahi tapatoru hāngai.



drew a right angle triangle

0

2. Honoa ētahi ira hei whakaatu i tētahi tapawhā hāngai.




drew a rectangle

94

drew a square

40


3. Honoa ētahi ira hei whakaatu i tētahi tapawhā rite.



drew a square

60

4. Honoa ētahi ira hei whakaatu i tētahi tapaono. (He pai noa iho mehemea kāore e rite ana ngā taha o te tapaono.)



drew a hexagon

63

Commentary:

In response to question one, most students drew a simple triangle indicating a lack of understanding of the term 'tapatoru hāngai' and its geometrical shape. In comparison, performance in questions 2, 3 and 4, improved greatly.