

Coloured Keys

Approach: One to one

Level: Year 4 and year 8

Focus: Hearing up to five notes played on a keyboard (always starting on middle C), then attempting to play the same note pattern.

Resources: Electronic keyboard, video recording on laptop computer.

Question/instructions:

In this activity we're going to use the keyboard.

- | | % responses | |
|--|-------------|----|
| | y4 | y8 |
| 1. Do you play the piano or keyboard at home or at school? | yes 37 | 41 |
| 2. Have you had lessons on the piano or keyboard? | yes 20 | 31 |

Place keyboard in front of student and turn keyboard on.



Before we start the activity you can have a little play around on the keyboard to get some idea of what it sounds like. You can do that now. Play some of the notes to get the idea of what they sound like.

Encourage student to explore the keyboard without being too directive.

Now play some high notes on the keyboard.

Student plays high notes. Don't prompt if student does not play high notes.

Now play some low notes on the keyboard.

Student plays low notes. If the student did not correctly distinguish high and low notes, demonstrate some high and low notes.


Now we'll watch a video which explains what you are to do.

Click the *Play* button to start the video. During video, ensure student locates middle C when instructed to play it. If student does not attempt each item starting on middle C, remind them.


You are going to play some notes on the keyboard. You are to try to play notes that sound the same. The first note will always be middle C. It's the one with the yellow sticker with C written on it. You can play that note now.



Each note or set of notes will be played twice. Each time listen carefully and then try to play the same notes. Remember each item starts on the middle C.



- | | % responses | |
|-----------------------------|-------------|----|
| | y4 | y8 |
| 1. correct at first attempt | 59 | 79 |
| correct at second attempt | 17 | 12 |



- | | | |
|-----------------------------|----|----|
| 2. correct at first attempt | 20 | 50 |
| correct at second attempt | 12 | 10 |




- | | | |
|-----------------------------|----|----|
| 3. correct at first attempt | 19 | 56 |
| correct at second attempt | 7 | 10 |



- | | | |
|-----------------------------|----|----|
| 4. correct at first attempt | 25 | 50 |
| correct at second attempt | 11 | 17 |



- | | | |
|-----------------------------|---|---|
| 5. correct at first attempt | 3 | 4 |
| correct at second attempt | 3 | 8 |



- | | | |
|-----------------------------|---|---|
| 6. correct at first attempt | 2 | 4 |
| correct at second attempt | 1 | 6 |

Commentary:

Students had more trouble playing down a note than up a note. On the first four patterns, about 25 percent more year 8 than year 4 students succeeded on their first attempt.