

High to Low



Trend task

Approach: Station

Level: Year 4 and year 8

Focus: Identifying upward or onward pitch movements or trends.

Resources: Video recording on laptop computer.

Questions/instructions:

Section 1

The first section asked students to listen to two notes, chords, and musical phrases and identify whether the second was higher, the same, or lower in pitch than the first. After an example with answer given, six assessment items followed.

This activity is done on the computer.

Draw a ring around the words to show your answers.

1.	higher	lower	same
2.	higher	lower	same
3.	higher	lower	same
4.	higher	lower	same
5.	higher	lower	same
6.	higher	lower	same
7.	higher	lower	same





		% responses	
		2000 ('96)	2000 ('96)
		year 4	year 8
1. Example			
2.	higher	54 (57)	85 (86)
3.	same	57 (67)	91 (92)
4.	lower	30 (37)	64 (67)


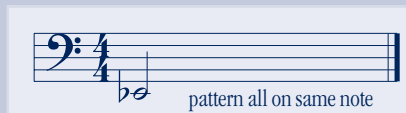

		% responses	
		2000 ('96)	2000 ('96)
		year 4	year 8
5.	same	53 (53)	87 (82)
6.	lower	52 (52)	82 (81)
7.	higher	37 (41)	54 (58)
Section total:			
	5-6	18 (21)	64 (61)
	3-4	39 (41)	25 (31)
	1-2	34 (33)	10 (7)
	0	9 (5)	1 (1)

Section 2

The second section asked students to identify whether the sequences of notes in some musical phrases were moving up in pitch, staying the same, or moving down in pitch. An example with answer given was followed by six assessment items

1.	up	down	same
2.	up	down	same
3.	up	down	same
4.	up	down	same
5.	up	down	same
6.	up	down	same
7.	up	down	same

		% responses	
		2000 ('96)	2000 ('96)
		year 4	year 8
1. Example			
2.		up	50 (66) 80 (88)
3.		down	56 (60) 77 (80)
4.		same	52 (59) 85 (85)

		% responses	
		2000 ('96)	2000 ('96)
		year 4	year 8
5.		up	60 (65) 84 (86)
6.		same	53 (58) 86 (89)
7.		down	45 (58) 72 (79)
Section total:			
		5-6	32 (41) 72 (75)
		3-4	24 (27) 16 (17)
		1-2	32 (24) 10 (7)
		0	12 (8) 2 (1)

Commentary:

In both sections of this task, about 40 percent more year 8 than year 4 students performed well. Year 8 students performed similarly in 1996 and 2000, but there was a small decline in performance for year 4 students between 1996 and 2000.