

Approach: Station

Focus: Identifying and depicting components in sequence

Resources: Video recording on laptop computer; Year 4 only: instruction card and word chart

**Questions / instructions:**

This activity uses the computer. Click on the button that says *Fast Food*. The video will play.



**VIDEO SCRIPT:**


Today I'm buying a burger and fries for my lunch. The girl who takes my order pushes buttons on a computer to show what kind of burger I'm ordering. The computer shows what I ordered on a TV screen in the kitchen so the man knows what to cook.

The man gets the top and bottom halves of the bun and puts them into a toaster to warm them up. When the bun is warming up, he gets a piece of wrapping paper ready. He writes what kind of burger it is on the wrapping paper. When the bun comes out of the warmer, a meat pattie is put on one half of the bun and then

it's put into a microwave. When it's heating in the microwave, the man puts some lettuce and tomato on the other half of the bun. When the meat pattie is heated, he puts some sauce and onion on it. He wraps my burger into the piece of paper then he puts the burger on the shoot. The girl comes and collects the burger from the shoot and puts it on my tray.

Next, the girl cooks some fries, drains the fat and scoops some into a box. Now my lunch of burger and fries is ready to eat.

Then: [year 4 instruction card is same text as below]	% response 2004 ('00)			% response 2004 ('00)	
	year 4	year 8		year 4	year 8
1. Draw an interesting diagram which shows <b>WHAT</b> is done.			<b>How clear are the steps in the diagram?</b> <i>(consider words and pictures)</i>		
2. Write words to help explain what is done. (Year 4 only: There are some words that could help you on the word chart.)			consistently clear	25 (20)	46 (39)
3. On your diagram, draw arrows to show the <b>ORDER</b> in which everything is done.			mainly clear	28 (23)	26 (41)
<b>Steps included:</b>			sometimes clear	28 (22)	16 (12)
order given/taken	17 (16)	58 (66)	never clear	19 (35)	12 (8)
buttons pushed on computer	11 (15)	46 (55)	<b>Sequence/order of steps:</b>		
order shows up on tv screen	9 (10)	38 (48)	all steps mentioned are in correct order	38 (39)	58 (60)
top/bottom of bun in toaster	42 (29)	59 (69)	1 step mentioned is out of sequence	13 (6)	13 (21)
name of burger on wrapping paper	9 (5)	27 (23)	2 steps mentioned are out of sequence	10 (9)	11 (7)
meat pattie on half of bun	49 (43)	65 (69)	order very jumbled	24 (22)	7 (4)
put in microwave	59 (54)	63 (66)	order not shown	15 (24)	11 (8)
lettuce, tomato on other half of bun	68 (62)	74 (80)	<b>How is order shown?</b>		
pattie out of microwave; sauce, onions, pickles/gerkins on patties	55 (44)	58 (56)	arrows	65 (52)	62 (58)
burger made <i>(no details)</i>	14 (18)	16 (19)	other clear way	19 (20)	25 (31)
burger wrapped in paper	35 (33)	63 (73)	no clear indication of order	16 (28)	13 (11)
burger put on shute	25 (17)	48 (50)	<b>Form of presentation:</b>		
burger put on tray	8 (11)	37 (30)	pictures and diagram	51 (48)	55 (66)
fries cooked	23 (15)	50 (59)	pictures only	18 (27)	19 (10)
fat drained	10 (4)	33 (41)	diagram only	19 (16)	15 (11)
fries scooped into box	41 (29)	50 (65)	words only	12 (9)	11 (13)
order placed on tray, ready to eat	17 (20)	45 (51)	<b>Total score:</b>		
			24-28	2 (1)	14 (18)
			20-23	5 (7)	29 (29)
			16-19	26 (17)	22 (28)
			12-15	28 (28)	15 (14)
			8-11	18 (13)	8 (4)
			4-7	11 (18)	6 (4)
			0-3	10 (16)	6 (3)



**Commentary:**

About 35 percent more year 8 than year 4 students achieved a total score of at least 20. There was a small improvement for year 4 students between 2000 and 2004, but a corresponding small decline for year 8 students.

YEAR 4 - MEDIUM

1 Bun  
2 meat patties  
3 Lettuce  
4 Tomato  
5 microwave  
6 onion  
7 sauce  
8 Fries  
9 Burger  
10 Burger King

The first thing that happens is you get a bun and then a meat patty and then put lettuce and tomato. Then put the other side of the bun in to the microwave then you put sauce and then do the french fries and then rap it up and then the lady will come and get it and give it to the person who ordered it.

the man gets the bun  
he gets the meat and puts it in and puts that in the microwave  
he puts lettuce tomato sauce onion and puts then and raps it up  
the girl drains all the fat out and of the fries and puts them in a box  
fries

Put the bun on the toaster  
Put the lettuce on the bun and tomatoes  
Get the other bun and put a meat patty and sauce and extra onions. And the fries are get ready.

YEAR 4 - HIGH

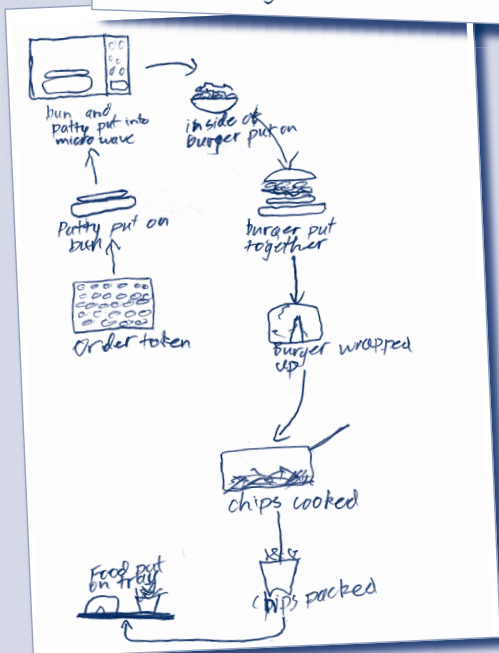
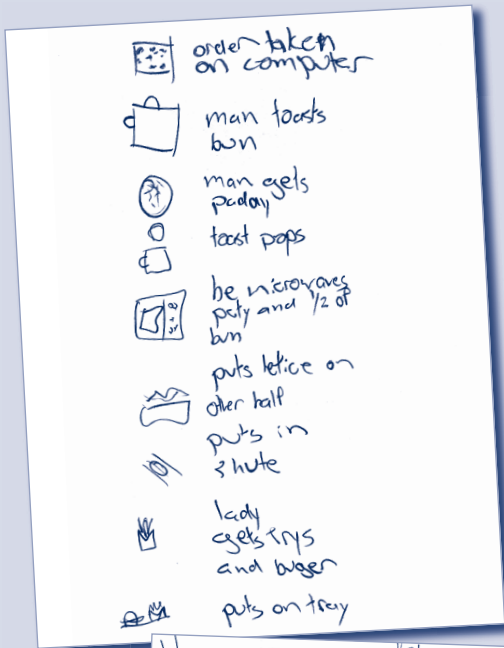
The lady types down the order on the computer.  
the man writes what burger on a piece of paper.  
the man heats the buns up.  
When the buns are heated he puts a patty on one bun and heats it in the microwave.  
On the other bun the man puts some lettuce, tomato and onion.  
When the patty is heated he puts them together.  
Then he wraps it up.  
the lady pick it up and puts it on a tray.  
then he sends it down a slot.  
She puts the fries on the tray.  
She makes some fries.  
then I eat.

1 the person taking your order sends a message to a screen where food is made.  
2 Someone sees the order on a screen and starts preparing it by putting the bun in the microwave.  
3 then a meat patty is placed on top, then that is put in the microwave again.  
4 meanwhile the bottom is covered with lettuce and tomato.  
5 then the fries are cooked and boxed and the burger is put together.  
6 then your order is ready and ready to eat!

1 Burger King  
2 Burger 200  
3 Chips  
4 Bun  
5 Microwave  
6 Bun  
7 Bun  
8 Bun  
9 Burger King  
10 Burger King

First they Man asked For a burger a some Hot chips then it came up on the screen it show him what he ask for. Then the man put the bun in the toaster then he took it out and put the meat patty on top put it in the microwave. Then he put the lettuce then the tomato then tomato sauce then she rapped

YEAR 8 - MEDIUM



YEAR 8 - HIGH

