

Approach: Station

Year: 4 & 8

Focus: Evaluating design and selecting adaptations

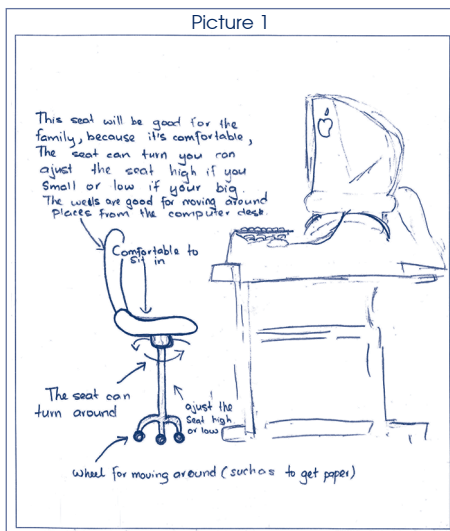
Resources: 4 pictures

Questions / instructions:


Some children were asked to draw a computer chair that would be good for both children and adults to use at home.

Look at the drawings the children made.


Picture 1



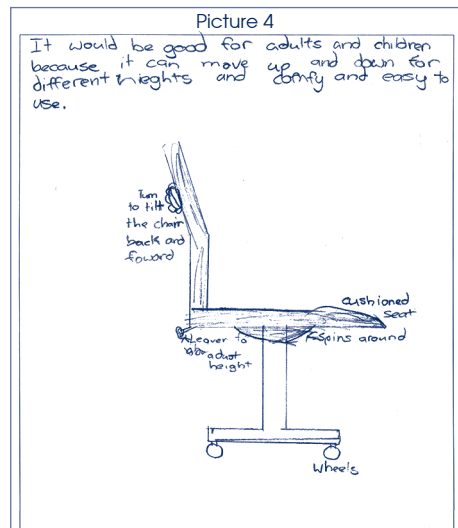
Picture 2



Picture 3



Picture 4



1. Write the number of the computer chair you think is the best. ☐

2. Why do you think that chair is a good one and suitable for both children and adults to use at home?

	% responses y4	y8
adjustability of seat height	52	60
other adjustments to suit different people (e.g. backrest, tilt)	17	32
padding for comfort	17	24
wheels for moving	31	32
Overall justification:		
strong	6	18
moderate	36	39
weak	58	43

3. What changes would you make to improve the chair you have chosen?

	% responses y4	y8
movability of chair	24	20
decorativeness issues (materials/design)	12	14
adjustability to different people (including placement of levers, etc.)	17	21
padding	14	16
strength and durability of materials	3	5
Total score:	6–10	5
	4–5	19
	3	19
	2	19
	1	24
	0	14

Commentary:

This task used four examples of computer chair designs from students doing the task *Computer Chair* in 2000. Students' responses were quite limited – only about 25 percent of year 4 students and 35 percent of year 8 students identified more than three good features or areas that could be improved for their selected chair.