

Approach: Station

Year: 4 &amp; 8

Focus: Completing a story in speech bubbles


Resources: Pictures in recording book

## Questions / instructions:

The pictures on the next pages show the story of a family at the beach. They are collecting mussels.

First, have a look at each part of the story.

Tell the story by writing in the speech bubbles what the people are saying.



[Mum's Octopus: Learning Media, Wellington, New Zealand; (1999)]

**How many individual speeches fitted with pictures? (11 in total)**

all or most

about half of them

few or none

**Extent to which series of speeches told the story:**

very well

quite well

slightly

not at all

**Extent to which series of speeches sounded like an interactive conversation:**

high

moderate

low

**Writing conventions followed:**

consistently

about half of time

rarely or never

**Total score:**

8-9

6-7

4-5

0-3

% response  
2006 ('02)

year 4 year 8

85 (84) 95 (93)

12 (12) 5 (6)

3 (4) 0 (1)

32 (13) 47 (39)

50 (52) 45 (48)

16 (33) 8 (12)

2 (2) 0 (1)

60 (36) 73 (57)

33 (50) 25 (35)

7 (14) 2 (8)

8 (0) 23 (23)

25 (22) 37 (30)

67 (78) 40 (47)

18 (5) 40 (34)

45 (36) 40 (36)

26 (42) 17 (23)

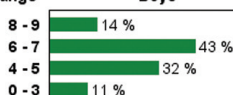
11 (17) 3 (7)

## Subgroup Analyses:

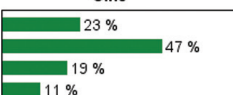
Year 4

Score Range

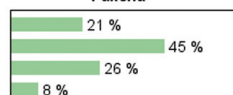
Boys



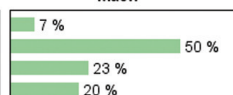
Girls



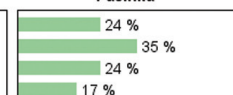
Pakeha



Māori



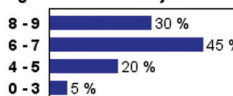
Pasifika



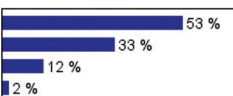
Year 8

Score Range

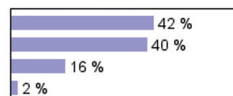
Boys



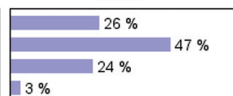
Girls



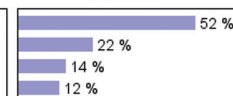
Pakeha



Māori



Pasifika



## Commentary:

Most students met the core expressive requirements of this task very well or quite well but fewer followed writing conventions well. There was substantial improvement from 2002 to 2006 for year 4 students and a little improvement for year 8 students. Girls and Pasifika students were prominent among the high scores, especially at year 8 level. Pasifika students had a wide range of performance.