

Overview: Visual art remains one of the most popular subjects in New Zealand schools, particularly at year 4. Children report enjoying art, wanting to do more of it in school, having positive self-images with regard to their artistic ability and doing a lot of art on their own at home. At year 4, students report engaging in a wide variety of art activities in school to a greater degree than in 2003 or 1999; otherwise, responses are quite similar to previous surveys. At year 8, a gradual decline in enthusiasm and perception is seen on a number of questions compared to previous years, although the absolute levels are still quite high.



Attitudes and Motivation

Students' attitudes, interests and liking for a subject have a strong bearing on their achievement. The Art Survey sought information from students about their curriculum preferences and their perceptions of their own achievement. The survey included items that asked students to pick the school subjects they liked best, along with a variety of questions about art instruction, art making and art viewing. The questions were the same for year 4 and year 8 students. The survey was administered to the students in an independent session [four students working individually on tasks supported by a teacher]. The questions were read to year 4 students, and also to individual year 8 students who requested this help. Writing help was available if requested.



Visual Arts Surveys

Students first were asked to select their three favourite school subjects from a list of 14 subjects. The results are presented in the table below. Among year 4 students, physical education was by far the most popular subject, being listed as first, second, or third by 54% of the students. Visual arts comes second at 38%, followed closely by maths at 37%, science at 30% and so on. It is interesting to note how popular the arts as a whole are among year 4 students, with music (26%), dance (20%), and drama (17%) also high on the list of preferences. Social studies (1%), health (2%), and speaking (4%) are least preferred at year 4. This rank ordering is little changed from the 2003 results.









At year 8, physical education again is easily the winner at 68%. Then we see some changes from year 4 to year 8. Technology (46%) comes second with year 8 students, followed by visual art (30%), music (24%), maths (23%), and science (20%). The least favoured subjects at year 8 are health (3%), speaking (4%) and Māori (6%). In the 2003 results, drama received higher marks than in 2007 (25% compared to 17%); otherwise, the rankings are fairly similar for the two years.

Student responses to the remaining 15 questions on the survey are summarised in two tables presented below, one for year 4 and one for year 8. Each table is followed by commentary on aspects of the findings. Some of the questions asked have been asked in 2003 and in 1999, and the results are presented for those years as well as 2007. Other questions are new for the 2007 survey.











WHAT SUBJECTS DO YOU LIKE BEST AT SCHOOL?	year 4 %	year 8 %
science	30	20
technology	15	46
reading	23	17
speaking	4	4
writing	20	17
music	26	24
dance	20	11
visual art	38	30
social studies	1	7
health	2	3
physical education	54	68
Māori	8	6
maths	37	23
drama	17	17

YEAR 4 ART SURVEY RESPONSES 2007 (2003) [1999]

					
1. How much do you like doing art at school?	76 (76) [78]	20 (20) [18]	3 (4) [3]	1 (0) [1]	
	<i>heaps</i>	<i>quite a lot</i>	<i>some</i>	<i>little</i>	
2. How much do you think you learn about art at school?	31 (36) [37]	40 (39) [43]	23 (22) [17]	7 (3) [3]	
3. How often does your class do really good things in art?	26 (23) [22]	31 (31) [38]	41 (44) [39]	2 (2) [1]	
	<i>more</i>	<i>about the same</i>	<i>less</i>		
4. Would you like to do more art or less art at school?	71 (73) [72]	22 (22) [25]	7 (5) [3]		
	<i>heaps</i>	<i>quite a lot</i>	<i>sometimes</i>	<i>never</i>	
5. How often do you do these things in art at school? <i>(Photography/video is new to survey in 2007)</i>					
drawing	41 (32) [33]	25 (30) [24]	33 (38) [41]	2 (0) [2]	
making models/construction	15 (13) [9]	9 (8) [8]	31 (43) [43]	45 (36) [40]	
painting	28 (23) [19]	19 (26) [24]	46 (45) [50]	7 (6) [7]	
working with clay	15 (13) [7]	5 (6) [8]	26 (42) [41]	54 (39) [44]	
printmaking	13 (9) [10]	9 (9) [9]	34 (43) [41]	44 (39) [40]	
work with fabrics/weaving	11 (9) [7]	12 (15) [14]	36 (40) [46]	41 (36) [33]	
collage	13 (8) [9]	13 (11) [13]	43 (43) [46]	31 (38) [32]	
group art making	29 (36) [35]	18 (35) [35]	37 (24) [24]	15 (5) [6]	
carving	10 (6) [4]	6 (3) [4]	13 (16) [14]	71 (75) [78]	
computer art	30 (17) [-]	22 (19) [-]	30 (37) [-]	18 (27) [-]	
photography/video	18 (-) [-]	7 (-) [-]	33 (-) [-]	41 (-) [-]	
	<i>heaps</i>	<i>quite a lot</i>	<i>sometimes</i>	<i>never</i>	
6. How often do you look at art and talk about art at school?	15 (14) [12]	25 (31) [33]	50 (49) [49]	10 (6) [6]	
7. How often do you plan and share ideas for making art at school? <i>(New question for 2007 survey)</i>	18 (-) [-]	29 (-) [-]	44 (-) [-]	10 (-) [-]	
					<i>don't know</i>
8. How good do you think you are at art?	49 (46) [49]	37 (39) [40]	6 (5) [7]	3 (2) [2]	4 (8) [2]
9. How good does your teacher think you are at art?	44 (41) [46]	25 (24) [25]	4 (4) [5]	1 (2) [1]	26 (29) [23]
10. How good does your mum or dad think you are at art?	73 (66) [81]	13 (16) [7]	1 (2) [1]	1 (1) [1]	11 (15) [10]
11. How much do you like doing art things in your own time – when you're not at school?	57 (50) [57]	26 (29) [26]	12 (14) [12]	6 (7) [5]	
	<i>heaps</i>	<i>quite a lot</i>	<i>sometimes</i>	<i>never</i>	
12. Do you do really good things in art in your own time – when you're not at school?	28 (28) [32]	30 (26) [26]	36 (38) [35]	6 (8) [7]	
	<i>yes</i>	<i>maybe</i>	<i>no</i>		
13. Do you want to keep learning about art when you grow up?	56 (54) [56]	39 (41) [38]	6 (5) [6]		
14. Do you think you would make a good artist when you grow up?	35 (34) [31]	52 (52) [52]	13 (14) [17]		


YEAR 8 ART SURVEY RESPONSES 2007 (2003) [1999]

					
1. How much do you like doing art at school?	44 (49) [55]	41 (40) [37]	11 (9) [5]	4 (2) [3]	
	<i>heaps</i>	<i>quite a lot</i>	<i>some</i>	<i>little</i>	
2. How much do you think you learn about art at school?	10 (13) [16]	39 (48) [49]	41 (34) [30]	10 (5) [5]	
3. How often does your class do really good things in art?	5 (8) [9]	31 (31) [28]	56 (56) [57]	9 (5) [6]	
	<i>more</i>	<i>about the same</i>	<i>less</i>		
4. Would you like to do more art or less art at school?	50 (53) [60]	38 (39) [35]	12 (8) [5]		
	<i>heaps</i>	<i>quite a lot</i>	<i>sometimes</i>	<i>never</i>	
5. How often do you do these things in art at school? <i>(Photography/video is new to survey in 2007)</i>					
drawing	26 (27) [26]	35 (34) [35]	36 (37) [37]	3 (2) [2]	
making models/construction	4 (5) [7]	12 (7) [10]	41 (48) [45]	42 (40) [38]	
painting	16 (13) [13]	29 (27) [30]	45 (52) [50]	11 (8) [7]	
working with clay	6 (7) [8]	11 (13) [15]	34 (40) [40]	50 (40) [37]	
printmaking	6 (3) [5]	11 (11) [11]	40 (44) [50]	43 (42) [34]	
work with fabrics/weaving	6 (7) [6]	12 (17) [16]	37 (40) [42]	45 (36) [36]	
collage	4 (2) [4]	10 (7) [10]	53 (51) [53]	33 (40) [33]	
group art making	8 (23) [24]	17 (30) [27]	44 (32) [33]	31 (15) [16]	
carving	3 (2) [4]	7 (5) [5]	29 (28) [26]	62 (65) [65]	
computer art	10 (10) [-]	20 (19) [-]	34 (30) [-]	37 (41) [-]	
photography/video	7 (-) [-]	10 (-) [-]	34 (-) [-]	49 (-) [-]	
	<i>heaps</i>	<i>quite a lot</i>	<i>sometimes</i>	<i>never</i>	
6. How often do you look at art and talk about art at school?	2 (5) [7]	16 (20) [23]	61 (66) [58]	21 (9) [12]	
7. How often do you plan and share ideas for making art at school? <i>(New question for 2007 survey)</i>	1 (-) [-]	19 (-) [-]	58 (-) [-]	22 (-) [-]	
					<i>don't know</i>
8. How good do you think you are at art?	13 (17) [19]	49 (52) [52]	19 (19) [16]	10 (5) [6]	9 (7) [7]
9. How good does your teacher think you are at art?	14 (15) [17]	26 (33) [28]	10 (12) [7]	4 (1) [3]	46 (39) [45]
10. How good does your mum or dad think you are at art?	35 (42) [43]	29 (30) [26]	6 (7) [4]	1 (1) [1]	28 (20) [26]
11. How much do you like doing art things in your own time – when you're not at school?	28 (39) [37]	38 (31) [37]	23 (20) [18]	11 (10) [8]	
	<i>heaps</i>	<i>quite a lot</i>	<i>sometimes</i>	<i>never</i>	
12. Do you do really good things in art in your own time – when you're not at school?	12 (18) [16]	26 (25) [27]	49 (45) [46]	12 (12) [11]	
	<i>yes</i>	<i>maybe</i>	<i>no</i>		
13. Do you want to keep learning about art when you grow up?	32 (37) [39]	55 (53) [51]	13 (10) [10]		
14. Do you think you would make a good artist when you grow up?	9 (11) [10]	50 (52) [53]	41 (37) [37]		

Art remains hugely popular with year 4 students, with over three quarters of students saying they like art "heaps", and 71% saying they would like to do more of it at school. Students like doing art at home, think that they are good at art and want to keep learning about art when they grow up. Students report that they mostly get to see art in school (39%), followed much less often by galleries and exhibitions (18%), museums (16%) and at home (15%). In terms of making art on their own, they mostly engage in drawing or sketching, although a good number also paint or make things such as models. The results from the 2007 survey are remarkably consistent with the 2003 and even 1999 results at year 4. The biggest changes may lie in what children say they do in school with regard to art. Compared to the 2003 and 1999 administrations, students report doing more drawing, painting, collage and computer art, but less group work. The areas of model-making, working with clay, and working with fabrics show more students at the extreme ends of the scale, meaning some students are doing this more, but others less.



Art is not quite as popular at year 8 as it is in year 4, but it is still quite popular with 44% saying they like art "heaps" and 50% saying they would like to do more art in school. Students' self-perceptions of their artistic abilities drop fairly dramatically from year 4 to year 8 with the most positive category dropping from 49% at year 4 to 13% at year 8. Similar drops are seen in how students think their parents and teacher see them as artists. Students report that school is by far the place where they are most likely to see art (57%), followed by galleries/exhibitions (13%), museums (9%) and the home (9%). Students engage in drawing and sketching (73%) in their own time more than any other form of art. Painting (29%) and making models (22%) are the next most popular activities. Although the results from the 2007 survey are quite similar to 2003 and 1999, there is a slight decline in the enthusiasm and self-perception of ability seen throughout the survey compared to 2003, which in turn was typically not quite as high as 1999.



WHAT DO YOU LIKE DOING MOST IN YOUR OWN TIME?	year 4	year 8
	%	%
painting things	30	29
drawing/sketching things	63	73
making things/models	20	22
printmaking	1	1
clay	5	5
colouring	12	12



WHERE DO YOU GET TO SEE ART?	year 4	year 8
	%	%
home	15	9
school	39	57
friend's/relative's house	4	2
museum	16	9
gallery/exhibitions	18	13
outside	1	1
internet/tv/computer	1	4
books/magazines	2	2
public buildings	5	4

