

Task:

Te Papa Hōpuni — Campground






Approach: Independent

Focus: Constructing a map






Resources: Map in recording book

Kupu: papa hōpuni = campground takinga = key kōpuha = cabin rārangi kuputohu = index

Questions / instructions:

	1	2	3	4	5	6	
A							TAKINGA
							Kaumanga
E							
I							Kihini
O							Kōpuha 
U							Tēneti
H							Wharepaku

Rārangi Kuputohu	
Whare Moe:	O2, O3, U3, H3
Kihini:	U5
Whare Hōroi:	O6
Tēneti:	A3, A4, A5
Wharepaku:	I6

	1	2	3	4	5	6	
A							KEY
							Cabins 
B							
C							Kitchen
D							Showers
E							Tents
F							Toilets

INDEX	
Cabins:	D2, D3, E3, F3
Kitchen:	E5
Showers:	D6
Tents:	A3, A4, A5
Toilets:	C6

Ko tāu mahi, he whakaoti i te mahere o tētahi papa hōpuni.

Whakaotia te takinga. Tuhia ngā tohu e tika ana mō ngā āhuatanga o te papa hōpuni.

Kātahi ka whakaoti i te mahere. Tuhia ngā tohu ki te mahere, ki te wāhi tika e kiia ana i roto i te rārangi kuputohu.

In this activity you will be finishing drawing a map of the campground.

Finish the key by drawing symbols for the things in the campground.

Then finish the map by putting these symbols on the map where the index says they should be.

		% responses			% responses
Symbols in key:					
<i>(each symbol must be different)</i>					
	kihini (kitchen)	76			
	kōpuha (showers)	76			
	tēneti (tents)	76			
	whare paku (toilets)	76			
Symbols on map:					
E5 / U5:	kihini (kitchen)	80			
D6 / O6:	kōpuha (shower)	76			
A3 / A3:	tēneti (tents)	80			
A4 / A4:	tēneti (tents)	80			
A5 / A5:	tēneti (tents)	80			
C6 / I6:	whare paku (toilets)	76			
			Total score:		
			15–16	66	
			12–14	12	
			9–11	0	
			6–8	10	
			3–5	5	
			0–2	7	

Commentary:

About three quarters of the students handled this task well.