

Grid Plans

Approach: One to one

Level: Year 8

Focus: Different views (plans) of a 3D object.

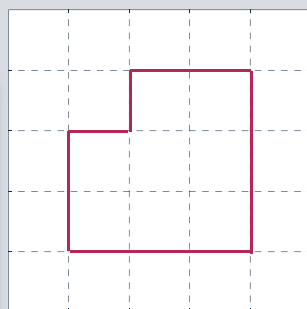

Resources: Model made with multilink cubes.

Questions/instructions:

% responses



Front



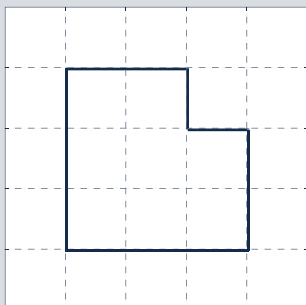
y8

74

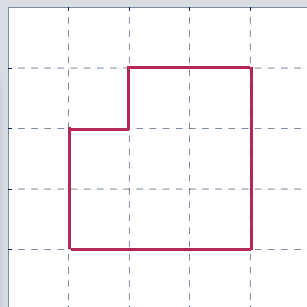
In front of you is a model made with blocks.

On the grids below, draw the shape of each view.
The first one has been done for you.

Back

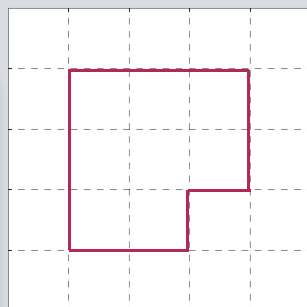



Right



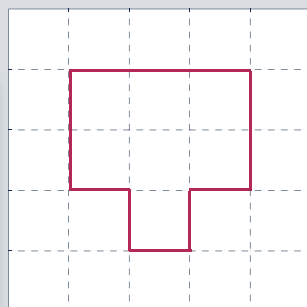

74

Left



46

Top



73