

# Trend Task: How Much Change? (Y4) / Change (Y8)







Approach: Independent  
 Focus: Calculating change  
 Resources: Answer booklet

Year: 4 & 8



## Questions / instructions:

Write the amount of change in the empty boxes.

Price	Money given	How much change?
55c		15c 15
35c		15c 15
\$1.30		70c 70
\$3.80		\$1.20 1.20
75c		15c 15
\$7.25		\$2.75 2.75

% response  
2005 ('01)  
year 4 year 8

48 (38) 86 (84)  
6 (14) 4 (4)

38 (28) 83 (80)  
4 (12) 6 (4)

34 (27) 80 (80)  
3 (10) 5 (3)

24 (14) 75 (68)  
4 (94) 5 (5)

35 (28) 83 (77)  
5 (11) 5 (4)

16 (12) 65 (61)  
3 (4) 4 (6)

**Total score:**

12

10 (6) 54 (49)

10–11

10 (6) 17 (18)

8–9

10 (8) 9 (11)

6–7

8 (8) 8 (7)

4–5

11 (15) 4 (4)

2–3

15 (15) 4 (4)

0–1

38 (42) 4 (7)

% response  
2005 ('01)  
year 4 year 8

## Commentary:

There was very large growth from year 4 to year 8. Year 4 students also show a moderate increase from 2001 to 2005. Year 8 students showed a modest increase over this time span.