

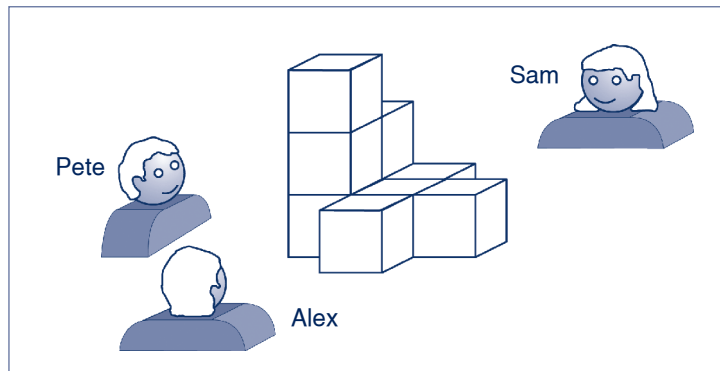
Approach: Independent

Year: 4 & 8

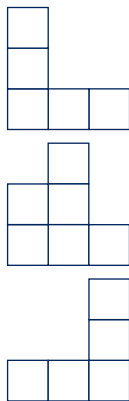
Focus: Visualising and representing

Resources: Answer booklet

Questions / instructions:



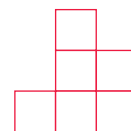
1. Below are views of this building from different sides. Who would see these views?



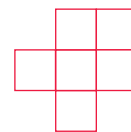
	% response 2009 ('05)	
	year 4	year 8
Alex	53 (54)	84 (86)
Pete	52 (54)	84 (86)
Sam	57 (61)	82 (85)

YEAR 8 ONLY:

2. Draw what you would see if you were standing on the opposite side to Pete.



3. Draw the view you would see if you looked down on it from a helicopter.

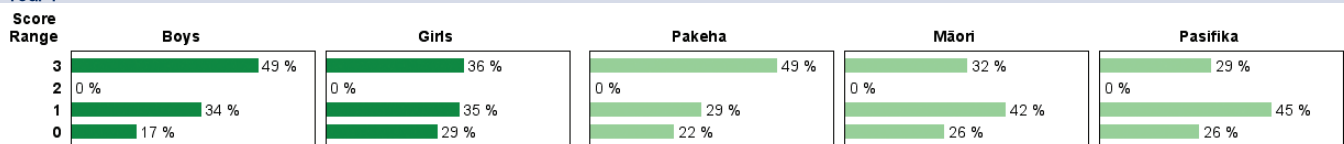


(or any rotation of this shape)

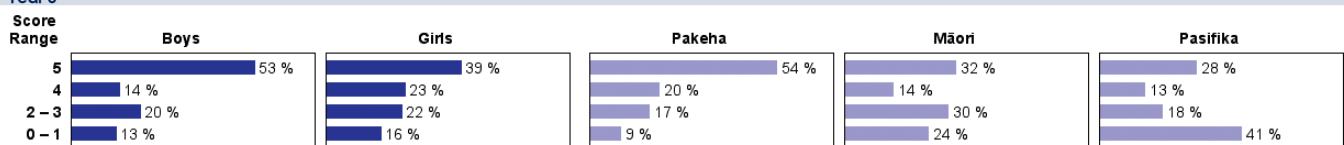
	% response 2009 ('05)	
	year 4	year 8
Y4 Total Score:	3	43 (43)
	2	0 (1)
	1	34 (37)
	0	23 (19)
Y8 Total Score:	5	47 (46)
	4	18 (21)
	2-3	20 (20)
	0-1	15 (13)

Subgroup Analyses:

Year 4



Year 8



Commentary:

About 20% fewer year 8 students were able to draw a view than to identify one. Performance was very similar in 2005 and 2009. Year 8 Māori students and Pasifika students were, on average, substantially less successful than Pakeha students. Year 4 boys scored significantly higher than girls.