

Trend Task: Listen to the Rhythms

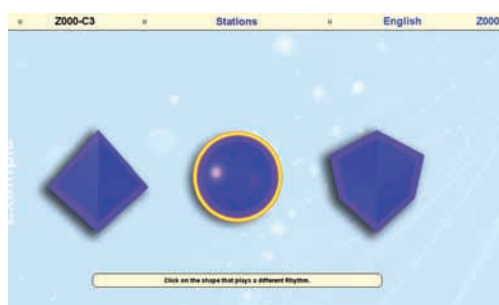
Approach: Station
Focus: Listening to and distinguishing rhythmic patterns
Resources: Computer program on laptop computer

Year: 4 & 8

Questions / instructions:

This activity uses the computer.

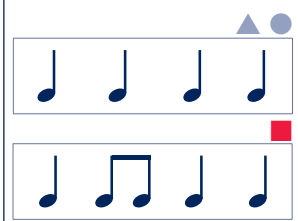
Click on the button that says *Listen to the Rhythms*.




VOICEOVER: Each time, the student listens to three short rhythmic patterns. Two are the same and one is different. Each pattern correlates to a different 3-dimensional symbol on screen which animates while the pattern plays. Student decides which pattern was different and clicks on the symbol for that pattern. The first pattern is an example to show what to do.

▲ ● ■ symbols indicate which tune played for each symbol, with the odd one out in red.

Example:



Pattern set 1:



Pattern set 2:





















Pattern set 3:



Pattern set 4:

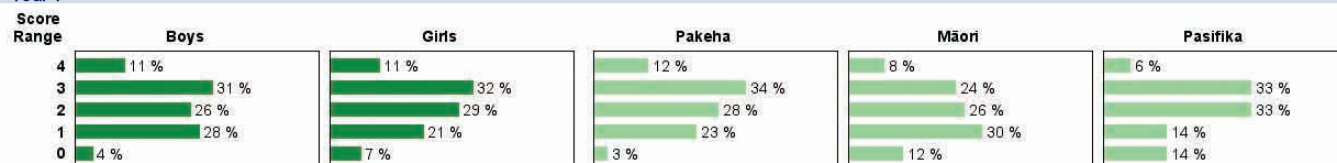


Total score:

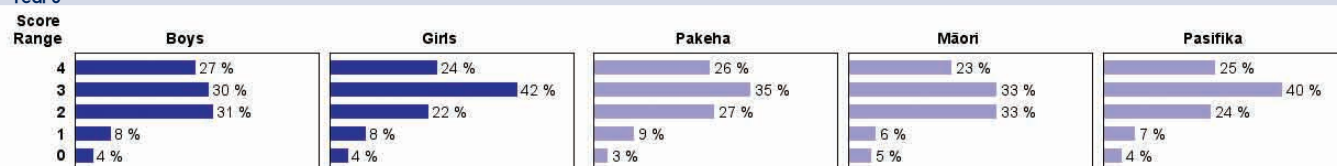
		% response 2008 ('04)	
		year 4	year 8
		58 (60)	79 (76)
			
		43 (39)	56 (59)
			
			
			
		47 (52)	58 (67)
			
		69 (71)	79 (81)
4		11 (13)	26 (28)
3		31 (30)	35 (38)
2		28 (28)	27 (24)
1		24 (24)	8 (9)
0		6 (5)	4 (1)

Subgroup Analyses:

Year 4



Year 8



Commentary:

About 20% more year 8 than year 4 students scored highly on this task. The subgroups performed similarly, except for a relatively low performance for Māori year 4 students. Performance in 2004 and 2008 was very similar.