

Pitch and Rhythm patterns, Vocal Sizzle 17/48/O Year 4**Description:**

The purpose of this task was for the child to imitate vocally a wordless tune heard on the video. This was marked simply as in tune (or not). However, again there were opportunities to listen for musical patterning in the children's performances. The criterion of "in tune" was therefore ignored, and "Pitch pattern" was marked as positive when the contour was present, even in those cases when it was recited or semi-spoken. Similarly, "Rhythm pattern" was marked as positive when a durational pattern was evident.

Table 20 - Vocal Sizzle 17/48/O Year 4 n = 47

	Not attempted	Pitch pattern	No pitch pattern	Rhythm pattern	No rhythm pattern
Task 1	2	44	1	45	0
Task 2	3	41	1	44	0
Task 3	3	41	3	42	2
Task 4	2	44	1	45	0
Task 5	2	44	1	44	0
Task 6	4	42	1	43	0

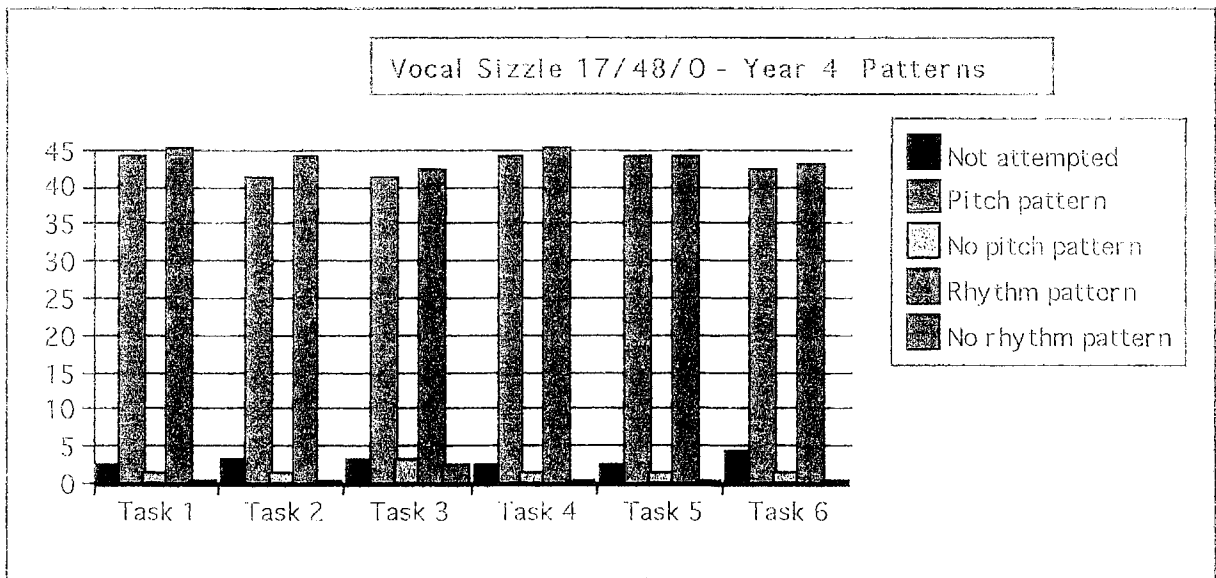
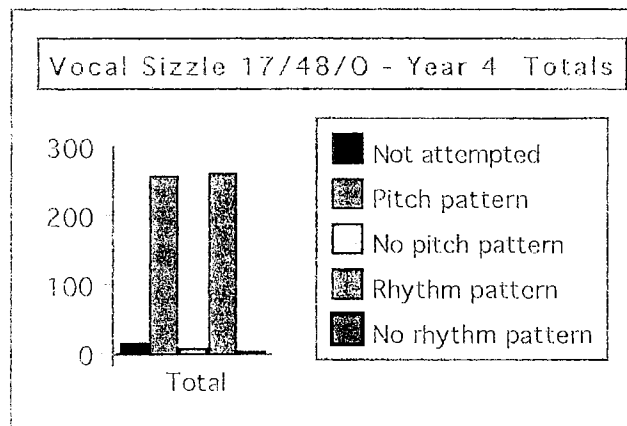


Table 21 - Vocal Sizzle 17/48/O Totals Year 4 n = 47

	Not attempted	Pitch pattern	No pitch pattern	Rhythm pattern	No rhythm pattern
Totals	16	256	8	263	2



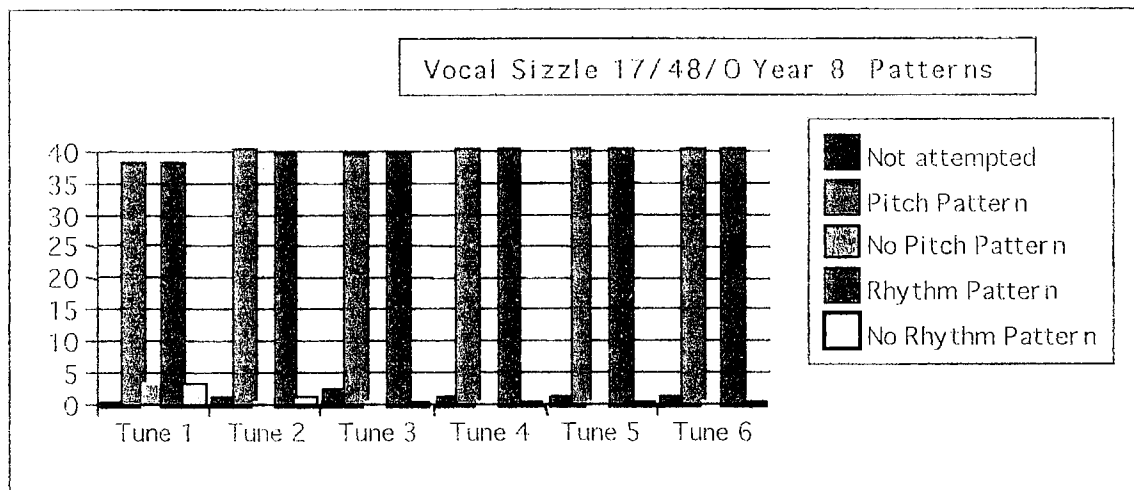
Comments:

The very high positive results reflect the criteria applied to this task. A high proportion of children, having attempted singing, as instructed, in the earlier tasks, soon degenerated into a form of recitative or spoken song, as they were affected by discomfort or embarrassment. However, even when recited, and well out of tune, they clearly demonstrated patterned pitch inflexions as well as rhythm patterns.

Pitch and Rhythm patterns, Vocal Sizzle 17/48/O Year 8

Table 22 - Vocal Sizzle 17/48/O Year 8 n = 41

	Not attempted	Pitch Pattern	No Pitch Pattern	Rhythm Pattern	No Rhythm Pattern
Tune 1	0	38	3	38	3
Tune 2	1	40	0	39	1
Tune 3	2	39	0	39	0
Tune 4	1	40	0	40	0
Tune 5	1	40	0	40	0
Tune 6	1	40	0	40	0



Comments:

The criteria applied to the year 8 were the same as for year 8, and a similar high presence of pitch and rhythm patterns is present.

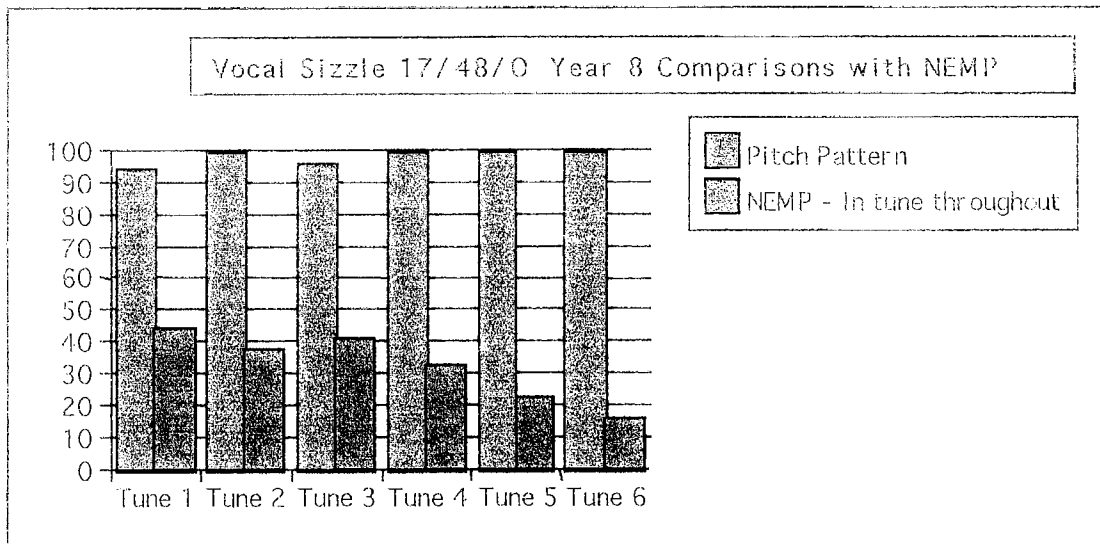
Comparison of Pitch Pattern and Rhythm Pattern percentages with NEMP percentages, Vocal Sizzle 17/48/O Year 8

Decsription:

Because of the high positive result in this task at both year 4 and year 8, it was considered interesting to relate the percentage results at year 8 to the "in tune" percentages found in the NEMP project

Table 23 - Comparison of Pitch Pattern and Rhythm Pattern percentages with NEMP percentages - Year 8

	Pitch Pattern - %	NEMP - In tune throughout - %
Tune 1	93	43
Tune 2	98	37
Tune 3	95	40
Tune 4	98	32
Tune 5	98	22
Tune 6	98	15



Comments:

The NEMP results show that at both years 4 and 8 considerably fewer than half the children tested could sing the tasks "In tune throughout". Yet most, and in some tasks all were able to sing, speak or recite accurately the pitch contour of the tunes. Table 23 shows that the most striking difference is in Task 6 in which a mere 15% sang in tune throughout, while all performances indicated the presence of a pitch contour. One can only conclude that they could hear the pitch patterns and reproduce these, even if in a rudimentary way, with their voices. The issue of intonation and accuracy is a different one, however, and is addressed more fully in another focus of this study.

Rhythm patterns showed the same, almost 100% positive result.