


Approach:	One to one	Year:	4 & 8
Focus:	Classification		
Resources:	3 bags, nail, balloon, coin [bag 1: rubber band, plasticine, foam cube; bag 2: metal spoon, magnet, metal paper ring; bag 3: stone, wooden cube, plastic counter]		

Questions / instructions:

In this activity you will be looking at some groups of things and deciding why they have been grouped together. Then you will be adding some more things to the groups. You can touch the things.

Place objects from bag 1 on top of the bag.




1. What is something the same about the things in this group?
- soft/flexible6970

Place objects from bag 2 on top of the bag.




2. What is something the same about the things in this group?
- hard1314
- metal6984
- magnetic metal4938

Place objects from bag 3 on top of the bag.



3. What is something the same about the things in this group?
- hard5145
- not metal01
- not magnetic metal01

Now I would like you to put one of these things into each of the groups.  
Choose a thing that fits best into each group.  
Hand out nail, balloon and coin.



4. Where would you put the balloon?
- Allow time. bag 19496
5. Why did you put it there?
- soft/flexible6968
6. Where would you put the nail?
- Allow time. bag 28484
7. Why did you put it there?
- hard117
- metal5263
- magnetic metal4033
8. Where would you put the coin?
- Allow time. bag 37068
9. Why did you put it there?
- hard3831
- not magnetic99

Is there anything you would like to change?

- Allow time.
10. Why did you change that?
- [some students had not included "magnetic" as a factor for bag 2 and needed to change that]
- Total score:11-1686
- 9-102829
- 7-83026
- 5-61823
- 3-41012
- 0-264

Commentary:

Year 8 students performed no better than year 4 students on this task.